

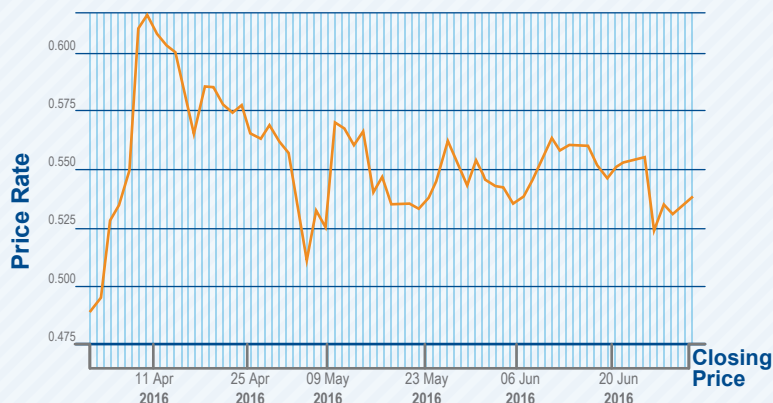
**Sector:** Construction

**ISIN:** AED001101016

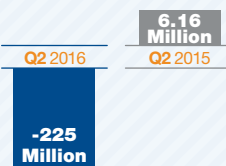
**Symbol:** DSI

**Market:** Dubai

## Share Performance (As on 30th June 2016)



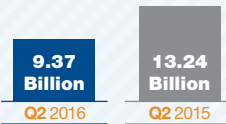
## Net Profit/LOSS (AED)



## Revenue (AED)



## Backlog (AED)



(As on June 30th 2016)

## Total Project Awards AED 227 Million

### Quick Facts

<b>IPO Date</b>	July 2008
<b>Listing Date</b>	16 March 2009
<b>Exchange</b>	Dubai Financial Market
<b>Ticker Name</b>	DSI
<b>Fiscal Year</b>	January to December
<b>Employees</b>	24,000
<b>Current Backlog</b>	AED 9.37 Billion (As on June 30th 2016)

### About DSI

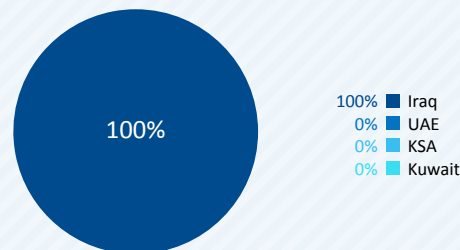
Drake & Scull International PJSC (DSI) ("DSI" or the "Company"), is a regional leader in engineering, procurement, construction and commissioning. DSI established its first office in Abu Dhabi in 1966, and has since expanded operations to encompass offices in Dubai, Abu Dhabi, Saudi Arabia, Qatar, Kuwait, Oman, Egypt, Jordan, Algeria, India, Germany and Romania, as well as managing projects in Europe and other parts of North Africa.

DSI's main business streams include Drake & Scull Engineering, which serves as the MEP arm, Drake & Scull Construction (DSC), which is the General Civil Contracting unit, Drake & Scull Oil & Gas, which undertakes oil pipelines and related petrochemical projects, Drake & Scull Rail & Infrastructure for rail networks and district cooling Infrastructure, and Passavant Energy & Environment which focuses on water and wastewater treatment.

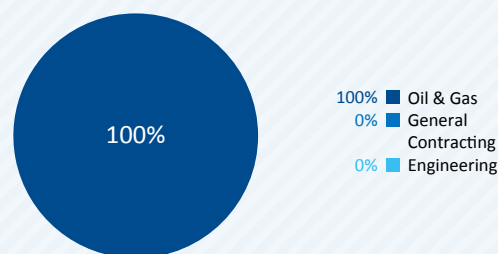
DSI's Integrated Management Systems are certified to ISO 9001:2008, ISO 14001:2004, ISO 27001:2013 and OSHAS 18001:2007 standards.

### Q2 2016 Project Awards

#### by Geography



#### by Business Stream



### Q2 2016 Project Win

Name of Project	Location	Business Stream
Zubair Oil Field	Iraq	DSO&G

### Shareholder Information

#### SHAREHOLDER INFORMATION

SHARE PRICE on 30th June 2016  
AED 0.54

#### COMPANY OWNERSHIP

Founder shares have expired as of May 2011.  
100% Free Float.  
\*Contact IR for Ownership Details.

#### SHARE CAPITAL

Issued AED 2,285,046,667

#### AUTHORIZED CAPITAL

AED (Million) 2,285,046,667  
USD (Million) 622,119,950

#### OWNERSHIP STRUCTURE

UAE Nationals	45.59 %
GCC	5.94 %
Arabs	33.11 %
Foreigners	15.36 %
<b>Total</b>	<b>100.00 %</b>

#### MARKET CAPITAL on 30th June 2016

AED (Million) 1,233,925,200.18  
USD (Million) 335,949,388.11

#### FOREIGN OWNERSHIP LIMIT

Index Membership 49.00%

#### PAR VALUE PER SHARE

AED 1.00  
USD 0.27

#### BOARD OF DIRECTORS

Majid Saif Al Ghurair (Chairman)  
Khalid Rashid Tabari (Vice Chairman)  
Yousif Al Nowais (Member)  
Talal Al Bahar (Member)  
Khalifa Khouri (Member)  
Khalaf Al Daheri (Member)  
Ivor Mark GoldSmith (Member)  
Zeina Tabari (Member)